

Use the SAR as a **supplement** to your existing patient screening tools.

SAR vs. TPSR

(Target Population Services Report)

The SAR provides additional data such as:

- ✓ A visual dashboard
- ✓ The results of screening tests
- ✓ Dates of follow-up procedures (such as a colonoscopy, colposcopy)

SAR vs. EMR

(Electronic Medical Record)

The SAR provides you with:

- ✓ A double-check of patients who may be in need of screening or follow-up
- ✓ Historical screening data that may not have been migrated into an EMR
- ✓ Clear, actionable groupings of patients



"The SAR provides me with a safety net for any patients with a positive screen that may have been missed. By helping me organize who is

overdue for screening and who requires follow-up, I am able to provide my patients with quality care while also working towards achieving a higher screening rate." - Dr. Suzanne Strasberg

QUESTIONS ABOUT THE SAR?

For more information about the SAR or to access help materials, please visit:

www.cancercare.on.ca/SAR

For additional support, please contact CCO's Cancer Screening Contact Centre:

Email: screenforlife@cancercare.on.ca

Telephone: 1-866-662-9233

Monday to Friday: 8:30 a.m. to 5:00 p.m.

QUESTIONS ABOUT ONE® ID?

For help with your ONE® ID account, please contact the eHealth Ontario business support team at:

Email: servicedesk@ehealthontario.on.ca

Telephone: 1-866-250-1554


24 hours a day/7 days a week

www.cancercare.on.ca/SAR

The SAR is optimized for access on all recent Windows and Macintosh operating systems, as well as recent versions of Internet Explorer, Mozilla Firefox, Google Chrome and Safari.


SAR

Screening Activity Report



Gain access to the SAR

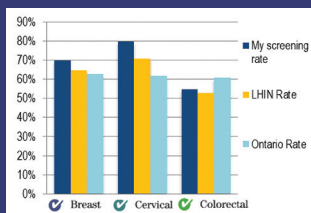
The SAR was created by Cancer Care Ontario (CCO) as a supplementary tool to support patient enrolment model (PEM) primary care physicians in improving their cancer screening rates and appropriate follow-ups.



The SAR is comprised of 3 types of reports:

1 Dashboard

A one page cancer screening summary and a comparison of your screening rates relative to other physicians in your Local Health Integration Network (LHIN) and the province



2 Enrolled Patients Screening Summary

An integrated view that tells you the screening status for breast, cervical and colorectal screening for all of your enrolled patients between the ages 21 and 74 years

3 Enrolled Patients Program Reports

Provides the screening related history for all eligible and enrolled patients in each program:

- Breast: Enrolled Patients (50-74)
- Cervical: Enrolled Patients (21-69)
- Colorectal: Enrolled Patients (50-74)

Benefits to your practice

- ✓ Gives a visual overview of your roster and screening status
- ✓ Provides detailed patient data in actionable categories mapped against the latest CCO clinical guidelines:

Patients Requiring Action:

1. Abnormal Screen, follow-up needed
2. Invalid result, retest required
3. Overdue for screening

Patients Excluded from Screening:

1. History of previous cancer diagnoses
2. History of past surgeries (mastectomy, hysterectomy, total colectomy)

Most Recent Abnormal Screen

Most Recent Diagnostic Activity

- ✓ Secure and online
- ✓ Is only accessible by you or authorized colleagues and clinical/office staff

Join the more than 4,700 primary care physicians and 1,000 delegates who are already registered for ONE® ID!

Register for ONE® ID

You, and your clinical staff, may register for a ONE®ID account by contacting eHealth Ontario at: **ONEIDBusinessSupport@ehealthontario.on.ca** to begin the registration process.

Registration appointments will be scheduled based on location and/or date of request.

Your clinical/office staff may be authorized as delegates to access your SAR on your behalf and help you increase your screening rates.

How to access the SAR

Once you are registered, you may access your SAR by logging on at: **www.cancercare.on.ca/SAR** and clicking on:



Enter your ONE® ID user name and password to log in. The format of your ONE® ID login is: **Firstname.Lastname@oneid.on.ca.**

The first time you login you will be prompted to go through a few additional steps to complete your registration.